

# AUTO/WHEEL TIE-DOWNS

## 06





# WHEEL TIE-DOWNS



## WHEEL TIE-DOWNS, 2" WEBBING B/S: 12,000 LBS

WT-1807-1



### ADJUSTABLE WHEEL TIE-DOWN WITH RATCHET TAIL

WORKING LOAD LIMIT: 2,000 LBS (909 KGS)  
ASSEMBLY B/S: 6,000 LBS (2,727 KGS)

- Fit 16" - 22" wheel
- Wraps over the tire and secures with a ratchet on one end and a wire hook on the other end.
- Includes a wear sleeve to protect the strap against damage.

WT-1807



*\*Ratchet tail end sold separately (see page 86)*

### ADJUSTABLE WHEEL TIE-DOWN (NO RATCHET END)

WORKING LOAD LIMIT: 2,000 LBS (909 KGS)  
ASSEMBLY B/S: 6,000 LBS (2,727 KGS)

- Fit 16" - 22" wheel
- This system greatly reduces the risk of damage to the vehicle because the tire harnesses are completely metal free.
- Ratchets attach away from the vehicle and work to tension around the tires allowing the vehicle to ride on its own suspension eliminating shock transfer to the vehicle.

WT-1900-F - FLAT HOOK



### LASSO WHEEL TIE-DOWN WITH FLAT HOOK OR WIRE HOOK

WORKING LOAD LIMIT: 2,000 LBS (909 KGS)  
ASSEMBLY B/S: 6,000 LBS (2,727 KGS)

- Fit 15" - 22" wheel
- Strap "lassos" or loops around the tire.
- Ratchet buckle affixes to the wheel fork, adjustable loop.

WT-1606



**16" WHEEL TIE-DOWN WITH FLOATING SWIVEL E FITTING**  
WORKING LOAD LIMIT: 2,000 LBS (909 KGS)  
ASSEMBLY B/S: 6,000 LBS (2,727 KGS)

- Fit 15"-16" wheel
- Swivel E fitting can be used on both vertical and horizontal E-track
- Swivel E fitting can extend life of strap

# WHEEL TIE-DOWNS

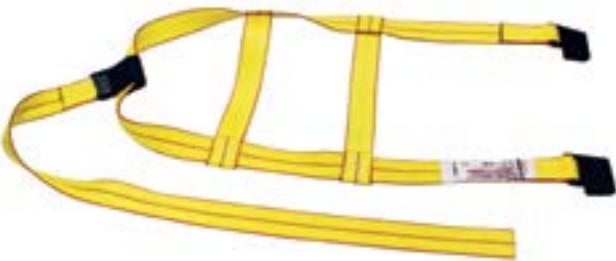
### NOTE:

- Always secure any vehicle for transport at four points.
- Always protect webbing from sharp edges of load.
- Do not attempt to use strap above rated capacity.
- Do not use strap if there are any signs of cut webbing, heat or chemical damage



All wheel tie-down are available in 7 colours; Black, blue, yellow, grey, red, green, pink

## WHEEL TIE-DOWNS, 2" WEBBING B/S: 12,000 LBS



### WT-1609-F BASKET WHEEL TIE-DOWN WITH FLAT HOOK (NO RATCHET END)

Fit 15"-17" wheel  
WORKING LOAD LIMIT: 3,335 LBS (1,515 KGS)  
ASSEMBLY B/S: 10,000 LBS (4,545 KGS)


**NEW**

Wraps over the tire and secures with a ratchet or winch.

*\*Alternate hardware and custom lengths available upon request.*

WT-1809-W

WIRE HOOK tail end



*\*Ratchet tail end sold separately (see page 86)*



### ADJUSTABLE WHEEL TIE-DOWN W/- WIRE HOOK, C/W 3" WIDE CROSS STRAP

- Fit 15"-22" wheel
- All straps are slidable for universal fit
- Hook tail end is removable

WORKING LOAD LIMIT: 2,000 LBS (909 KGS)  
ASSEMBLY B/S: 6,000 LBS (2,727 KGS)

WT-1809-F

FLAT HOOK tail end



### WT-1600-S 16" WHEEL TIE-DOWN WITH RATCHET TAIL END

Fit 15"-16" wheel  
WORKING LOAD LIMIT: 2,000 LBS (909 KGS)  
ASSEMBLY B/S: 6,000 LBS (2,727 KGS)

Wraps over the tire and secures with a ratchet on one end and a wire hook on the other end.



Wraps over the tire and secures with a ratchet on one end and a wire hook on the other end.



### WT-1607-W3-S 16" WHEEL TIE-DOWN, NO RATCHET TAIL END

**WT-1607-W3-L  
18" WHEEL TIE-DOWN, NO RATCHET TAIL END**  
WORKING LOAD LIMIT: 2,000 LBS (909 KGS)  
ASSEMBLY B/S: 6,000 LBS (2,727 KGS)

*\*Ratchet tail end sold separately (see page 86)*

*\*Alternate hardware and custom lengths available upon request.*



### WT-1604 16" WHEEL TIE-DOWN W/- SPRING E FITTING AND RATCHET END

**WT-1604-18  
18" WHEEL TIEDOWN W/- SPRING E FITTING AND RATCHET TAIL END**

WORKING LOAD LIMIT: 1,500 LBS (681 KGS)  
ASSEMBLY B/S: 4,500 LBS (2,045 KGS)



*\*Alternate hardware and custom lengths available upon request.*

ALL STRAP ASSEMBLIES OR SYSTEMS ARE AS STRONG AS THEIR WEAKEST COMPONENT INCLUDING THE POINT OF ATTACHMENT. NEVER EXCEED THE WORKING LOAD LIMIT (WLL). LOADS BEYOND ITS WLL CAN RESULT IN SEVERE PERSONAL INJURY OR DEATH.

CTS

CTS

REFER TO FEDERAL, STATE, PROVINCIAL, INDUSTRY OR LOCAL REGULATIONS FOR PROPER TIE DOWN METHODS. IT IS THE OWNER'S AND USER'S RESPONSIBILITY TO DETERMINE SUITABILITY OF A PRODUCT FOR ANY PARTICULAR USE.



# WHEEL TIE-DOWNS

## ADJUSTABLE WHEEL TIE-DOWNS, 2" WEBBING B/S: 12,000 LBS



**WT-1808**  
**10 FT. ADJUSTABLE WHEEL TIE-DOWN C/W 3/8" WIRE HOOK (18206) AND 3 X RUBBER CLEATS + FLOATING WIRE HOOK**  
• Fit 15"-22" wheel


- These assemblies are easy to secure any vehicle safe, secure and damage free.
- Strap on top of the wheel and tension away from the vehicle.
- These are especially useful to secure vehicles with low ground effects; such as Porsches, BMW's, Saabs and Mercedes.

*\*Alternate hardware and custom lengths available upon request.*



**WT-1808-SVH2**  
**10 FT. ADJUSTABLE WHEEL TIE-DOWN C/W-SWIVEL J-HOOKS (38191) AND 3 X RUBBER CLEATS + FLOATING SWIVEL J-HOOK (14MM DIA.)**  
• Fit 15"-22" wheel  
WORKING LOAD LIMIT: 2,000 LBS (909 KGS)  
ASSEMBLY B/S: 6,000 LBS (2,727 KGS)

*\*Alternate hardware and custom lengths available upon request.*



**WT-1808-SVH3**  
**10 FT. ADJUSTABLE WHEEL TIE-DOWN C/W-SWIVEL J-HOOKS (38185) AND 3 X RUBBER CLEATS + FLOATING SWIVEL J-HOOK (16MM DIA.)**  
• Fit 15"-22" wheel

### REPLACEMENT STRAPS - NO RATCHET TAIL END 2" STRAP C/W SWIVEL J-HOOK ONE END AND 3 X RUBBER CLEATS + 1 FLOATING SWIVEL J-HOOK



PART NO.	STRAP LENGTH	WORKING LOAD LIMIT (LBS)
WT-1808-A-SVH	10 FT	2,000 LBS
WT-1808-A-SVH-12	12 FT	2,000 LBS
WT-1808-A-SVH-14	14 FT	2,000 LBS
WT-1808-A-SVH3	10 FT	3,335 LBS
WT-1808-A-SVH3-12	12 FT	3,335 LBS
WT-1808-A-SVH3-14	14 FT	3,335 LBS

# WHEEL TIE-DOWNS

## WHEEL TIE-DOWNS FOR STRAP TRAILERS, 2" WEBBING B/S: 12,000 LBS



### 2" WHEEL STRAP WITH 3/8" WIRE HOOK (18206) ONE END, WITH 1 FLOATING HOOK

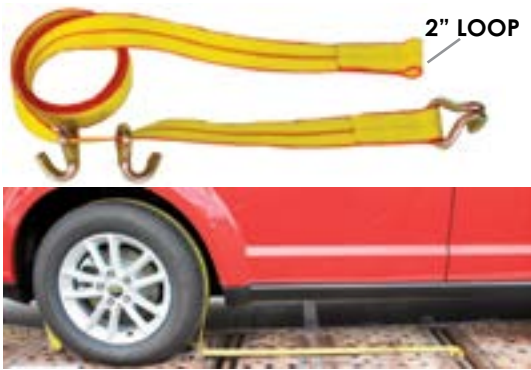


**WHEEL STRAP WITH 3/8" WIRE HOOK (18206)**  
WORKING LOAD LIMIT: 2,000 LBS (909 KGS)  
ASSEMBLY B/S: 6,000 LBS (2,727 KGS)

*\*Alternate hardware and custom lengths available upon request.*

PART NO.	HOOK END	STRAP LENGTH	WORKING LOAD LIMIT (LBS)
WT-1810	WIRE HOOK	10 FT	2,000 LBS
WT-1812	WIRE HOOK	12 FT	2,000 LBS
WT-1814	WIRE HOOK	14 FT	2,000 LBS
WT-1816	WIRE HOOK	16 FT	2,000 LBS
WT-1818	WIRE HOOK	18 FT	2,000 LBS
WT-1810-SVH3	SWIVEL J-HOOK	10 FT	3,335 LBS
WT-1812-SVH3	SWIVEL J-HOOK	12 FT	3,335 LBS
WT-1814-SVH3	SWIVEL J-HOOK	14 FT	3,335 LBS
WT-1816-SVH3	SWIVEL J-HOOK	16 FT	3,335 LBS
WT-1818-SVH3	SWIVEL J-HOOK	18 FT	3,335 LBS

### 10 FT. WHEEL STRAP WITH WIRE HOOK ONE END AND 2" LOOP OTHER END



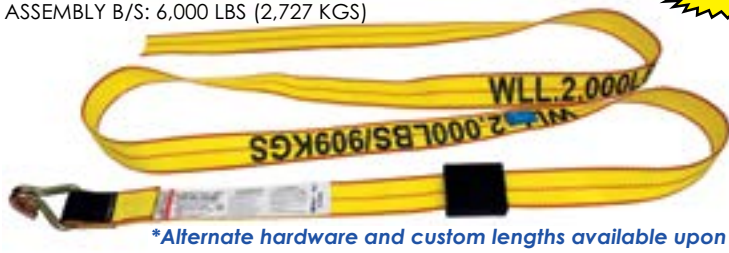
PART NO.	HOOK END	IDLER OPTION WITH FLOATING HOOK	WORKING LOAD LIMIT (LBS)
WT-1806-0	3/8" WIRE HOOK	NO HOOK	2,000 LBS
WT-1806-1	3/8" WIRE HOOK	1 HOOK	2,000 LBS
WT-1806-2	3/8" WIRE HOOK	2 HOOKS	2,000 LBS
WT-1813-0	7/16" WIRE HOOK	NO HOOK	3,335 LBS
WT-1813-1	7/16" WIRE HOOK	1 HOOK	3,335 LBS
WT-1813-2	7/16" WIRE HOOK	2 HOOKS	3,335 LBS

*\*Alternate hardware and custom lengths available upon request*

OUTLASTS ORDINARY STRAPS, UPGRADE TO **GRIZZLYWEB**

### WS212-W2-R1 2" X 12 FT. STRAP WITH 3/8" WIRE HOOK (18206) + 1 RUBBER CLEAT

• Better grip to tires with rubber cleat  
WORKING LOAD LIMIT: 2,000 LBS (909 KGS)  
ASSEMBLY B/S: 6,000 LBS (2,727 KGS)



**NEW**



ALL STRAP ASSEMBLIES OR SYSTEMS ARE AS STRONG AS THEIR WEAKEST COMPONENT INCLUDING THE POINT OF ATTACHMENT. NEVER EXCEED THE WORKING LOAD LIMIT (WLL). LOADS BEYOND ITS WLL CAN RESULT IN SEVERE PERSONAL INJURY OR DEATH.

**CTS**

REFER TO FEDERAL, STATE, PROVINCIAL, INDUSTRY OR LOCAL REGULATIONS FOR PROPER TIE DOWN METHODS. IT IS THE OWNER'S AND USER'S RESPONSIBILITY TO DETERMINE SUITABILITY OF A PRODUCT FOR ANY PARTICULAR USE.

**CTS**




# WHEEL TIE-DOWNS

## WHEEL TIE-DOWNS FOR FLATBED, 2" WEBBING B/S: 12,000 LBS



These adjustable straps that wrap around the tires of the towed vehicle which preventing damage suspension, frames or bodies of the vehicles and maximize secure vehicles safety. Multiple options for attachment ends. Replacement components available separately, see page 86.



**WT-1900**  
**14 FT. ADJUSTABLE WHEEL TIE-DOWN W/-CHAIN LINKS (NO GRAB HOOK)**

- Fit 15"-22" wheel
- 1- 14' STRAP with 12" chain anchor
- 1- 16" CROSS strap with a loop on each end
- 1 - RATCHET tail end with chain anchor

WORKING LOAD LIMIT: 3,335 LBS  
ASSEMBLY B/S: 10,000 LBS





**WT-1900-C**  
**14 FT. ADJUSTABLE WHEEL TIE-DOWN W/-CHAIN ANCHOR WITH GRAB HOOK**

- Fit 15"-22" wheel
- 1- 14' STRAP with chain + grab hook
- 1- 16" CROSS strap with a loop on each end
- 1 - RATCHET tail end -chain with grab hook

WORKING LOAD LIMIT: 3,335 LBS  
ASSEMBLY B/S: 10,000 LBS






**WT-1801**  
**12 FT. ADJUSTABLE WHEEL TIE-DOWN W/-SWIVEL J-HOOK (38185)**


- Fit 15"-22" wheel
- 1 - RATCHET end w/-swivel J-hook
- 1 - 16" CROSS strap with a loop on each end
- 1 - 12' STRAP with swivel J-hook one end with 4'6" wear sleeve

WORKING LOAD LIMIT: 3,335 LBS  
ASSEMBLY B/S: 10,000 LBS



*\*Alternate hardware and custom lengths available upon request.*

OUTLASTS ORDINARY STRAPS. UPGRADE TO 

 All wheel tie-down are available in 7 colours; Black, blue, yellow, grey, red, green, pink

# WHEEL TIE-DOWNS

## WHEEL TIE-DOWNS FOR FLATBED, 2" WEBBING B/S: 12,000 LBS



**WT-1800-2**  
**12 FT. ADJUSTABLE WHEEL TIE-DOWN, 2 RATCHET TAIL ENDS**

- Fit 16" - 22" wheel
- Each unit comes complete with a 12' STRAP with hook on one end including 4' wear sleeve for extra protection, one CROSS piece and TWO ratchet buckles for quick and easy tensioning.

WORKING LOAD LIMIT: 3,335 LBS  
ASSEMBLY B/S: 10,000 LBS




**WT-1800-1-P**  
**12 FT. ADJUSTABLE WHEEL TIE-DOWN, 1 RATCHET TAIL END**

- Fit 16" - 22" wheel
- Each unit comes complete with a 12' STRAP with hook on one end including 4'6" wear sleeve for extra protection, one CROSS piece and ONE ratchet buckle for quick and easy tensioning.

WORKING LOAD LIMIT: 3,335 LBS  
ASSEMBLY B/S: 10,000 LBS

## SOFT RIM PROTECTOR - PREVENT DAMAGE TO EXOTIC OR ANTIQUE VEHICLES



### 2.5" SOFT TUBULAR RIM PROTECTOR

This soft sleeve protects your rim against scuffs and scratches caused by a tie-down strap. Made of soft, durable microfiber, it is designed to fit 2" wide tie-down straps.

- Features:**
- Soft sleeve protects rim from scratches and scuffs caused by a tie-down strap
  - Easy to install and remove - simply slide onto the strap
  - Made of durable microfiber material.
  - Custom lengths available upon request

PART NO.	LENGTH
18788-12	12"
18788-18	18"
18788-24	24"
18788-30	30"

## WHEEL TIE-DOWN THROUGH THE RIM

### RIM TIE-DOWN FOR SPORTS CARS STRAP C/W DELTA RING & 4" LOOP + 18" WEAR SLEEVE

These straps feed through the wheel rims and attach with ratchet straps. The strap must clear the vertical spokes of the wheel to avoid cutting the strap or damaging the wheel. Never feed the strap around the spokes.



**WT-1603** 36" RIM TIE-DOWN  
**WT-1603-48** 48" RIM TIE-DOWN

WORKING LOAD LIMIT: 3,335 LBS (1515 KGS)  
ASSEMBLY B/S: 10,000 LBS (4,545 KGS)





WHEEL TIE-DOWNS

1-PLY AXLE STRAPS - PREVENT DAMAGE TO EXOTIC OR ANTIQUE VEHICLES



Single-ply Axle Strap with FLAT DELTA ring and wear sleeve  
WORKING LOAD LIMIT: 3,335 LBS (1,515 KGS)

PART NO.	STRAP LENGTH	WEAR SLEEVE LENGTH
X218	18"	10"
X224	24"	12"
X228	28"	12"
X236	36"	24"



Single-ply Axle Strap with FLAT D ring and wear sleeve  
WORKING LOAD LIMIT: 3,335 LBS (1,515 KGS)

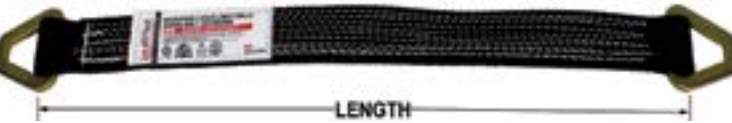
PART NO.	STRAP LENGTH	WEAR SLEEVE LENGTH
X218-D6	18"	10"
X224-D6	24"	12"
X228-D6	28"	12"
X236-D6	36"	24"



Single-ply Axle Strap with ROUND D ring and wear sleeve  
WORKING LOAD LIMIT: 2,000 LBS (909 KGS)

PART NO.	STRAP LENGTH	WEAR SLEEVE LENGTH
X218-RD1	18"	10"
X224-RD1	24"	12"
X228-RD1	28"	12"
X236-RD1	36"	24"

3-PLY AXLE STRAPS - PREVENT DAMAGE TO EXOTIC OR ANTIQUE VEHICLES



Heavy Duty 3-ply Axle Strap with FLAT DELTA ring  
3-PLY Axle strap is more resistant to tears, cuts and abrasions.  
WORKING LOAD LIMIT: 3,335 LBS (1,515 KGS)

PART NO.	STRAP LENGTH
X218-3	18"
X224-3	24"
X228-3	28"
X236-3	36"

\*Alternate hardware and custom lengths available upon request. OUTLASTS ORDINARY STRAPS, UPGRADE TO GRIZZLYWEB

ADJUSTABLE HEAVY DUTY AXLE STRAPS



X242-3A  
30"/42" ADJUSTABLE HEAVY DUTY 3-PLY AXLE STRAP WITH TWISTED SNAP HOOK + WEAR SLEEVE  
WORKING LOAD LIMIT: 3,335 LBS (1,515 KGS)

- 2" Axle Strap with adjustable D-Ring and twisted snap hook end to form a loop of either 30" or 42".
- Wrapped around your vehicle's axle to secure a load
- Great for tube-frame cars, buggy chassis and custom axle rigs



WHEEL TIE-DOWNS

TIE-DOWN BARS



TIE-DOWN BAR FOR AUTO TRANSPORTERS CHROME PLATED

Designed to fit into the chain ratchets found on auto transporters. Chrome plated for weather resistance and hardened for extra strength and durability. A knurled grip has been included for added safety.

- 70903 18" WITH BENT TIP ON BOTH ENDS Weight: 2.8 lbs
- 70906 24" WITH BENT TIP ON ONE END Weight: 3.4 lbs
- 70905 28" WITH BENT TIP ON ONE END Weight: 3.6 lbs
- 70907 36" WITH BENT TIP ON ONE END Weight: 4.5 lbs



FIBERGLASS MEASURING STICK

FIBERGLASS MEASURING STICK - WING NUT STYLE

This measuring height stick can reach up to 15 or 20 feet in the air. It is tractable for easy storage and come with carrying bag.

- Accurately measures loads from 5' to 15' or 5' to 20'
- Large, accurate easy-to-read numbers in Meter and Feet.
- Compact design collapses to 4ft for easy storage
- The 4' hinged horizontal rod helps you adjust your sightline, allowing you to make more accurate measurements
- Including carrying bag

- 70913 15 FT Weight: 4.0 lbs
- 70913-20 20 FT Weight: 5.5 lbs

REPLACEMENT PARTS

- 70913-RF RUBBER FOOT SLEEVE
- 70913-WN WING NUT
- 70913-SA - 4FT SHORT ARM REPLACEMENT

SAFETY PIN - 1/2" X 5"

A safety pin securing the rear upper deck of the trailer. The Safety Spring Pin is notched for secure locking of the spring. Spring is securely pinched where it passes through the upper end of the pin, it will not pull out. All pins have a heavy duty washer welded to the pin.

86115 1/2" X 5" SAFETY PIN W/-SQUARE WIRE LOCK

SPECIFICATION;  
Finish: Zinc Plated  
Pin Dia: 1/2"  
Pin Length: 5"  
Usable length: 4.5"





WHEEL TIE-DOWNS

AUTO TIE-DOWNS, 2” WEBBING *\*Alternate hardware and custom lengths available upon request*

AUTO TIE-DOWN W/-18410 SNAP HOOK

STANDARD FIXED END: 12"

WORKING LOAD LIMIT: 2,000 LBS (909 KGS)  
ASSEMBLY BREAKING STRENGTH: 6,000 LBS (2727 KGS)

PART NO.	STRAP LENGTH
AT21205-S	5 FT
AT21208-S	8 FT
AT21210-S	10 FT
AT21212-S	12 FT

RS21008-TSS 8 FT. AUTO TIE-DOWN W/-TWISTED SNAP HOOK

STANDARD FIXED END: 10"

WORKING LOAD LIMIT: 3,335 LBS (1,515 KGS)  
BREAKING STRENGTH: 10,000 LBS (4,545 KGS)

AT15038 5 FT. AUTO TIE-DOWN W/-RTJ CLUSTER HOOK & SPRING E FITTING

AT15038-8 8 FT

AT15038-10 10 FT

STANDARD FIXED END: 12"

WORKING LOAD LIMIT: 1,460 LBS (663 KGS)  
ASSEMBLY BREAKING STRENGTH: 4,500 LBS (2,045 KGS)

These straps feature an E track end fitting on the fixed end and a cluster hook on the adjustable end includes a 12" wear sleeve to protect the strap against damage.



AT15039 5 FT. AUTO TIE-DOWN W/-J-HOOK AND SPRING E FITTING

AT15039-8 8 FT

AT15039-10 10 FT

WORKING LOAD LIMIT: 2,000 LBS (909 KGS)  
ASSEMBLY BREAKING STRENGTH: 6,000 LBS (2,727 KGS)

STANDARD FIXED END: 24"

This straps feature Y strap with E track end fittings on the fixed end and a long single J hook (18110) on the adjustable end includes a 12" wear sleeve to protect the strap against damage.

AT15042 AXLE / AUTO TIE-DOWN COMBINATION STRAP WITH TWISTED SNAP HOOK, 8 FT.

WORKING LOAD LIMIT: 3,335 LBS (1,515 KGS)  
ASSEMBLY BREAKING STRENGTH: 10,000 LBS (4,545 KGS)

An axle strap and tie-down strap all in one. Simply wrap the adjustable strap end around the vehicle axle, snap it onto the triangle, attach the other end to your bed and then ratchet down tight.



AT15043 8 FT. AUTO TIE-DOWN W/-RTJ CLUSTER HOOK

WORKING LOAD LIMIT: 3,335 LBS (1,515 KGS)  
ASSEMBLY BREAKING STRENGTH: 10,000 LBS (4,545 KGS)

Ratchet a car down tight without having to move it.

These assemblies let you quickly adjust their length from 26" to 8' so they can be used on either the front or rear of your car carrier bed. One end with a cluster hook and other end has a 5/16" x 12" length of chain to slip into bed slot.




WHEEL TIE-DOWNS

AUTO TIE-DOWNS, 2” WEBBING *\*Alternate hardware and custom lengths available upon request*

Auto Tie-down straps come in several hardware styles to offer you the options that work with your equipment. All auto tie-downs come with 12" protective wear sleeve.

AT15044 8 FT. AUTO TIE-DOWN W/-RTJ CLUSTER HOOK & 18410 SNAP HOOK

STANDARD FIXED END: 12"



These assemblies let you quickly adjust their length from 26 inches to 8 feet so they can be used on either the front or rear of your car carrier bed.

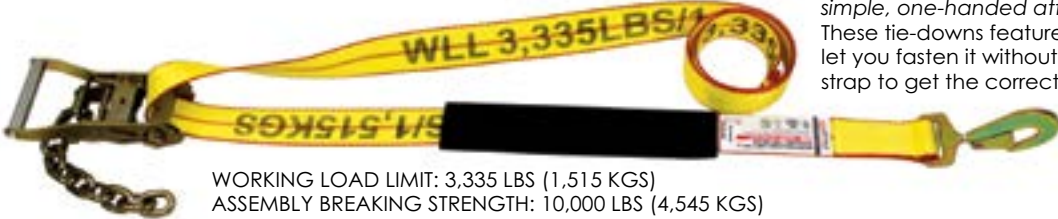
One end features a cluster hook and other end has a snap hook to attached to D-Rings.

WORKING LOAD LIMIT: 2,000 LBS (909 KGS)  
ASSEMBLY BREAKING STRENGTH: 6,000 LBS (2,727 KGS)

AT15045 8 FT. AUTO TIE-DOWN W/-TWISTED SNAP HOOK

The twisted snap hook has the right angle for simple, one-handed attachments. These tie-downs feature twisted snap hook that let you fasten it without having to twist the entire strap to get the correct angle for attachment.

The chain end style is ideal for use on beds with T-slots.



WORKING LOAD LIMIT: 3,335 LBS (1,515 KGS)  
ASSEMBLY BREAKING STRENGTH: 10,000 LBS (4,545 KGS)


AT15046 12 FT. AUTO TIE-DOWN W/-RTJ CLUSTER HOOK + FLOATING 3/8" WIRE HOOK (18206) ON ADJUSTABLE END, FIXED END C/W SWIVEL J-HOOK (38173)



WORKING LOAD LIMIT: 2,000 LBS (909 KGS)  
ASSEMBLY BREAKING STRENGTH: 6,000 LBS (2,727 KGS)

AT15047 8 FT. AUTO TIE-DOWN W/-RTJG CLUSTER HOOK & 7/16" WIRE HOOK

STANDARD FIXED END: 12"



WORKING LOAD LIMIT: 3,335 LBS (1,515 KGS)  
ASSEMBLY BREAKING STRENGTH: 10,000 LBS (4,545 KGS)

AT15048 8 FT. AUTO TIE-DOWN W/-RTJ CLUSTER HOOK & 7/16" WIRE HOOK (18200)

STANDARD FIXED END: 12"

WORKING LOAD LIMIT: 3,335 LBS (1,515 KGS)  
ASSEMBLY BREAKING STRENGTH: 10,000 LBS (4,545 KGS)



AT15049 8 FT. AUTO TIE-DOWN W/-15" J-HOOK & SNAP HOOK (18411)

WORKING LOAD LIMIT: 3,335 LBS (1,515 KGS)  
ASSEMBLY BREAKING STRENGTH: 10,000 LBS (4,545 KGS)  
STANDARD FIXED END: 12"





AUTO TIE-DOWNS

MIX AND MATCH STYLES TO MAKE YOUR OWN UNIQUE TIE-DOWN SYSTEMS



**A208-D 2" LASSO STRAP W/-D RING**  
Length: 8 FT.  
WLL. 2,000 lbs (909 kgs)



**A208-L 2" LASSO STRAP W/-4" PROTECTOR LOOP**  
Length: 8 FT.  
WLL. 3,335 lbs (1,515 kgs)



**A208-TSD 2" ADJUSTABLE AXLE TIE-DOWN**  
Length: 8 FT.  
WLL. 3,335 lbs (1,515 kgs)



**WS212-SVH2 2" STRAP W/-SWIVEL J-HOOK**  
Length: 12 FT.  
WLL. 2,000 lbs (909 kgs)



**WS212-SVH3 2" STRAP W/-SWIVEL J-HOOK**  
Length: 12 FT.  
WLL. 3,335 lbs (1,515 kgs)



**WS214-CNH 2" STRAP W/-CHAIN ANCHOR**  
Length: 14 FT.  
WLL. 3,335 lbs (1,515 kgs)



**A208-SN 2" STRAP W/-FLAT SNAP HOOK**  
Length: 8 FT.  
WLL. 2,000 lbs (909 kgs)



**A208-TS 2" STRAP W/-TWISTED SNAP HOOK**  
Length: 8 FT.  
WLL. 3,335 lbs (1,515 kgs)



**WS212-W 2" STRAP W/-7/16" WIRE HOOK**  
Length: 12 FT.  
WLL. 3,335 lbs (1,515 kgs)

\*ALTERNATE HARDWARE AND CUSTOM LENGTHS AVAILABLE UPON REQUEST . CUSTOM STENCILLING AVAILABLE UPON REQUEST



**RT208-SNS**  
WLL. 2,000 lbs (909 kgs)



**RT208-TSM**  
WLL. 3,335 lbs (1,515 kgs)



**RT208-W2M**  
WLL. 2,000 lbs (909 kgs)



**70204**  
WLL. 3,335 lbs (1,515kgs)



**RT208-JM**  
WLL. 2,000 lbs (909 kgs)



**RT208-FM**  
WLL. 3,335 lbs (1,515 kgs)



**RT208-WXM**  
WLL. 3,335 lbs (1,515 kgs)



**RT204-W3S**  
WLL. 1,666 lbs (754 kgs)



**RT208-SVH2**  
WLL. 2,000 lbs (909 kgs)



**RT208-SVH3M**  
WLL. 3,335 lbs (1,515 kgs)



**70202-SN**  
WLL. 3,335 lbs (1,515 kgs)



**70216**  
WLL. 1,666 lbs (754 kgs)



**70207 RATCHET W/-CHAIN & GRAB HOOK**  
WLL. 3,335 lbs (1,515 kgs)



**L20404-16P 16" CROSS STRAP**  
WLL. 3,335 lbs (1,515 kgs)



**70209**  
WLL. 2,000 lbs (909 kgs)

RECOVERY STRAPS

VEHICLE RECOVERY STRAPS

\* CUSTOM LENGTHS AVAILABLE UPON REQUEST



Vehicle recovery loops recover vehicles without damage. Simply open the doors of the vehicle and pass the recovery loop along the floor behind the seat. Center the loop, then close the doors to the safety catch point. Next, position the loop ends under the car to the front or rear and shackle or hook them together. Then start winching! Made of heavy duty polyester sling webbing with wear sleeve reinforced tapered sewn eyes on each end.

PART NO.	SIZE	VERTICAL WLL (LBS)	BASKET WLL (LBS)	BREAKING STRENGTH (LBS) SAFETY FACTOR 5:1
EE2902-20	2" X 20'	6,200	12,400	31,000
EE2902-30	2" X 30'	6,200	12,400	31,000
EE2903-20	3" X 20'	8,800	17,600	44,000
EE2903-30	3" X 30'	8,800	17,600	44,000
EE2904-20	4" X 20'	11,000	22,000	55,000
EE2904-30	4" X 30'	11,000	22,000	55,000
EE2906-30	6" X 30'	16,500	33,000	82,500
EE2908-30	8" X 30'	22,700	45,400	113,500



**ROUND SLINGS**  
The best solution for many rigging, lifting, recovery and pulling applications

- Available lengths: **3ft ~ 30ft.**
- Flexible, super strong, they won't dent or scratch surfaces.
- Lightweight web fabric is easier to use and carry than chain or traditional recovery straps.
- One continuous loop - no sewn edges to rip prematurely.
- Colour-coded by capacity you'll quickly know the load rating at a glance.

PART NO.	VERTICAL WLL (LBS)	BREAKING STRENGTH (LBS)	COLOUR CODED
RSEN-06	6,000	30,000	GREEN
RSEN-09	9,000	45,000	YELLOW
RSEN-12	12,000	60,000	BROWN
RSEN-14	14,000	70,000	RED
RSEN-17	17,000	85,000	ORANGE
RSEN-23	23,000	115,000	BLUE
RSEN-26	26,000	130,000	ORANGE
RSEN-32	32,000	160,000	GREY
RSEN-40	40,000	200,000	ORANGE

FAIRING STRAPS

**RS17813-GH**

**NEW**

**1" X 13' FAIRING RATCHET STRAP W/-GUTTER HOOK**

COLOUR: YELLOW  
WLL. 250 LBS





TOW STRAPS

2-PC DOLLY STRAPS

ALTERNATE HARDWARE AND CUSTOM LENGTHS AVAILABLE UPON REQUEST



8FT. DOLLY STRAP WITH FLAT HOOK. AVAILABLE IN 1" OR 2" WEBBING

- Easy to use and can lift vehicle before installing.
- Fast and secure
- Designed to hook back onto ratchet to keep fixed end low for easy lasso
- Century and Jerr-Dan wheel lift compatible

*Sold Individually*

**WT-1405**  
**1" STRAP**  
WORKING LOAD LIMIT: **1,000 lbs**

**NEW**

**WT-1505**  
**2" STRAP**  
WORKING LOAD LIMIT: **1,666 lbs**

3-PC DOLLY STRAPS

Alternate hardware and custom lengths available upon request

**1" WEBBING**

**WT-1407**  
3-PC DOLLY STRAP - 1" X 8' WITH SNAP HOOK NO KEEPER  
Colour: BLUE (standard)  
WORKING LOAD LIMIT: **1,000 LBS** (454 KGS)

**1" WEBBING**

**WT-1408**  
3-PC DOLLY STRAP - 1" X 8' WITH SNAP HOOK C/W KEEPER  
Colour: RED (standard)  
WORKING LOAD LIMIT: **1,000 LBS** (454 KGS)

**2" WEBBING**

**WT-1508**  
3-PC DOLLY STRAP - 2" X 8' WITH SNAP HOOK C/W KEEPER  
Colour: YELLOW (standard)  
WORKING LOAD LIMIT: **1,500 LBS** (681KGS)

2-PC DOLLY STRAPS

Alternate hardware and custom lengths available upon request

**1" WEBBING**

**WT-1409**  
2-PC DOLLIE STRAP 1" X 8' WITH SNAP HOOK C/W WITH KEEPER

The loose end of this wheel lift strap passes through the loop like a lasso. Ratcheting then chokes the tire.

Colour: YELLOW (standard)  
WORKING LOAD LIMIT: **1,000 LBS** (454 KGS)

TOW STRAPS

WINCH CABLES

STEEL WINCH CABLE WITH ALLOY SWIVEL HOOK



PART NO.	6X19 IWRC DIAMETER (INCH)	LENGTH (FT)	SWIVEL HOOK SIZE (TON)	WORKING LOAD LIMIT (LBS) SF=3:1
WCS38-50S	3/8"	50'	3	4,800
WCS38-75S	3/8"	75'	3	4,800
WCS38-100S	3/8"	100'	3	4,800
WCS38-150S	3/8"	150'	3	4,800
WCS71-75S	7/16"	75'	3	6,000
WCS71-100S	7/16"	100'	3	6,000
WCS71-150S	7/16"	150'	3	6,000

STEEL WINCH CABLE WITH G80 SWIVEL HOOK WITH POSITIVE LOCK



PART NO.	6X19 IWRC DIAMETER (INCH)	LENGTH (FT)	SWIVEL HOOK SIZE (TON)	WORKING LOAD LIMIT (LBS) SF=3:1
WCS38-50L	3/8"	50'	3	4,800
WCS38-75L	3/8"	75'	3	4,800
WCS38-100L	3/8"	100'	3	4,800
WCS38-150L	3/8"	150'	3	4,800
WCS71-75L	7/16"	75'	3	6,000
WCS71-100L	7/16"	100'	3	6,000
WCS71-150L	7/16"	150'	3	6,000

SNATCH BLOCK SINGLE SHEAVE WITH HOOK

SAFETY FACTOR 4:1

YOKE snatch blocks are manufactured with bronze bushings.

Grease fitting for ease of use and extended sheave life.

PART NO.	WIRE SIZE (INCH)	SHEAVE DIA. (INCH)	WLL 4:1	WEIGHT (LBS)
28502-02	5/16"-3/8"	3"	2 ton	5.1
28502-04	3/8"-1/2"	4.5"	4 ton	13.0
28502-08	5/8"-3/4"	6"	8 ton	28.2
28542-15	3/4"-7/8"	8"	15 ton	62.0
28562-12 ALLOY	3/4"-7/8"	10"	12 ton	45.0

TOW STRAPS

\*ALTERNATE HARDWARE AND CUSTOM LENGTHS AVAILABLE UPON REQUEST

HEAVY DUTY TOW STRAPS

- Ideal for pulling stuck vehicles out of mud and snow
- Heavy duty 2-ply sling webbing stands up to dirt, sharp edges and abrasion.
- Each strap has a cordura reinforced eye on each end for extra protection.
- The clevis slip hook ends allow for easy attachment to tow hooks and tow eyes

HOOK/LOOP PART NO.	2 HOOKS PART NO.	SIZE	VERTICAL WLL (LBS)	BASKET WLL (LBS)	BREAKING STRENGTH (LBS) SF=5:1
TS2902-20-3T	TS2902-20-3T2	2" X 20'	6,200	12,400	31,000
TS2902-30-3T	TS2902-30-3T2	2" X 30'	6,200	12,400	31,000
TS2903-20-5T	TS2903-20-5T2	3" X 20'	8,800	17,600	44,000
TS2903-30-5T	TS2903-30-5T2	3" X 30'	8,800	17,600	44,000

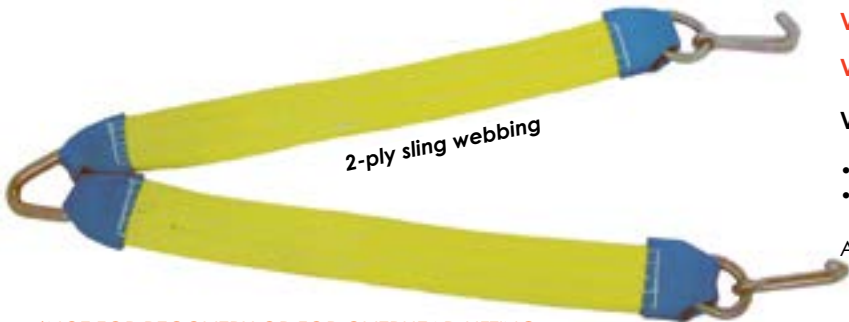


TOW V-STRAP ASSEMBLIES

TOW V-STRAP ASSEMBLIES

Alternate hardware and custom lengths available upon request

**V-Strap** Assemblies are available in different styles to best fit your loading needs. V-Strap assemblies with cluster hook offer multiple attachment options. 8" J-Hooks are ideal for the sports car and compact cars. 15" J-Hooks are easily around axles. 8" J-Hook and T-Hook assemblies give 2 options to attach to the vehicle. Protectors on the eyes add durability. High strength polyester sling webbing prevents abrasion and damage you would get from a chain.



VA330-J04 30" LEGS


VA336-J04 36" LEGS

V-ASSEMBLY WITH MINI J-HOOK

- Each leg is constructed of 3" x 2-ply webbing
- Standard Leg lengths: 30" and 36"

ASSEMBLY WORKING LOAD LIMIT: 6,600 LBS

\*NOT FOR RECOVERY OR FOR OVERHEAD LIFTING



VA330-J08 30" LEGS

VA324-J08 24" LEGS

V-ASSEMBLY WITH 8" J-HOOK

Ideal for compact cars

- Each leg is constructed of 3" x 2-ply webbing
- Standard Leg lengths: 24" and 30"

ASSEMBLY WORKING LOAD LIMIT: 6,600 LBS

\*NOT FOR RECOVERY OR FOR OVERHEAD LIFTING



VA330-J15-JC 30" LEGS  
V-ASSEMBLY W/-15" J-HOOK + J/T COMBO HOOK

VA330-J08-JC 30" LEGS  
V-ASSEMBLY WITH 8" J-HOOK + J/T COMBO HOOK

- Each leg is constructed of 3" x 2-ply webbing
- Standard Leg lengths: 30"

ASSEMBLY WORKING LOAD LIMIT: 6,600 LBS

\*NOT FOR RECOVERY OR FOR OVERHEAD LIFTING



VA330-J15 30" LEGS

VA324-J15 24" LEGS

V-ASSEMBLY WITH 15" J-HOOK

Make reaching your hook-up point easier. Sling webbing prevents abrasion and damage you would get from a chain.

- Each leg is constructed of 3" x 2-ply webbing
- Standard Leg lengths: 24" and 30"

ASSEMBLY WORKING LOAD LIMIT: 6,600 LBS

\*NOT FOR RECOVERY OR FOR OVERHEAD LIFTING

TOW V-STRAP ASSEMBLIES

TOW V-STRAP ASSEMBLIES

Alternate hardware and custom lengths available upon request

CORDURA WEAR SLEEVE  
FOR EXTRA PROTECTION



2-PLY SLING WEBBING

\*NOT FOR RECOVERY OR FOR OVERHEAD LIFTING

VA248-TS 48" LEGS  
VA272-TS 72" LEGS

AXLE STRAP V-ASSEMBLY

Built in axle straps prevent damage during hook-up. Ideal for high end or luxury vehicles where metal hooks can cause damage.

- Each leg is constructed of 2" x 2-ply sling webbing.
- Standard Leg lengths: 48" and 72"

ASSEMBLY WORKING LOAD LIMIT: 6,600 LBS



2-PLY SLING WEBBING

\*NOT FOR RECOVERY OR FOR OVERHEAD LIFTING

VA330-RTJ 30" LEGS  
VA336-RTJ 36" LEGS  
VA372-RTJ 72" LEGS

V-ASSEMBLY W/-RTJ CLUSTER HOOK

- The abrasion resistant webbing is gentle on the vehicle, but extremely tough for heavy applications
- The heavy duty forged 3/4" master ring is pear shaped to accept your winch hook easily.
- Each leg is constructed of 3" x 2-ply webbing

ASSEMBLY WORKING LOAD LIMIT: 6,600 LBS

SCOOP TIE-DOWN STRAPS

NEW



SOLD IN PAIRS

CA120-W-BLK SCOOP TIE-DOWN STRAPS

1" X 20" Adjustable cam strap with black vinyl coated wire hook  
WORKING LOAD LIMIT: 500 LBS

- Strap for wheel lift/spoon securement
- Use in place of bungee cord to meet regulation
- Standard Colour: Black



TOW LIGHT TIE-DOWN STRAPS

NEW



TLK-10305 TOW LIGHT TIE-DOWN STRAP KIT  
2 PCS 1" x 5' RED CAM STRAPS  
2 PCS 1" x 3' YELLOW CAM STRAPS

WORKING LOAD LIMIT: 250 LBS  
Weight: 4.5 LBS



\*\*Tow lights are not included



ALL STRAP ASSEMBLIES OR SYSTEMS ARE AS STRONG AS THEIR WEAKEST COMPONENT INCLUDING THE POINT OF ATTACHMENT. NEVER EXCEED THE WORKING LOAD LIMIT (WLL). LOADS BEYOND ITS WLL CAN RESULT IN SEVERE PERSONAL INJURY OR DEATH.

CTS

CTS

REFER TO FEDERAL, STATE, PROVINCIAL, INDUSTRY OR LOCAL REGULATIONS FOR PROPER TIE DOWN METHODS. IT IS THE OWNER'S AND USER'S RESPONSIBILITY TO DETERMINE SUITABILITY OF A PRODUCT FOR ANY PARTICULAR USE.

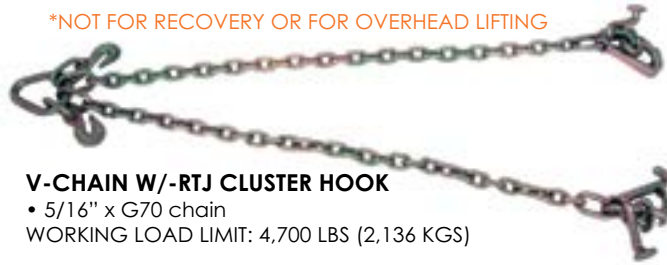


Safety & Accessories  
Truck Equipment  
Flatbed Accessories  
Tiedown Straps  
Utility Tiedowns  
Auto Tiedowns  
Interior Van Products  
Slings  
Rigging Hardware  
Hardware  
Webbing  
General Information

# TOW V-CHAIN ASSEMBLIES


## TOW V-CHAIN ASSEMBLIES ALTERNATE HARDWARE AND CUSTOM LENGTHS AVAILABLE UPON REQUEST

\*NOT FOR RECOVERY OR FOR OVERHEAD LIFTING



**V-CHAIN W/-RTJ CLUSTER HOOK**  
• 5/16" x G70 chain  
WORKING LOAD LIMIT: 4,700 LBS (2,136 KGS)

**VC536-RTJ 36" LEGS** (36" CHAIN + HOOK)  
**VC572-RTJ 72" LEGS** (72" CHAIN + HOOK)



**V-CHAIN W/-MINI J-HOOK**  
• 5/16" x G70 chain  
WORKING LOAD LIMIT: 4,700 LBS (2,136 KGS)

**VC536-J04 36" LEGS** (36" CHAIN + HOOK)  
**VC572-J04 72" LEGS** (72" CHAIN + HOOK)

\*NOT FOR RECOVERY OR FOR OVERHEAD LIFTING



**V-CHAIN W/-8" J-HOOK**  
• 5/16" x G70 chain  
WORKING LOAD LIMIT: 4,700 LBS (2,136 KGS)

**VC524-J08 24" LEGS** (24" CHAIN + HOOK)  
**VC530-J08 30" LEGS** (30" CHAIN + HOOK)

\*NOT FOR RECOVERY OR FOR OVERHEAD LIFTING



8" J-HOOK + MINI J-HOOK V-Chain give 2 options to attach to the vehicle. Ideal for compact cars

**V-CHAIN W/-8" J-HOOK + MINI J-HOOK**  
• 5/16" x G70 chain  
WORKING LOAD LIMIT: 4,700 LBS (2,136 KGS)

**VC530-J08-J04 30" LEGS** (30" CHAIN + HOOK)

\*NOT FOR RECOVERY OR FOR OVERHEAD LIFTING



**V-CHAIN W/-8" J-HOOK + T-HOOK**  
• 5/16" x G70 chain  
WORKING LOAD LIMIT: 4,700 LBS (2,136 KGS)

**VC524-J08-T 24" LEGS** (24" CHAIN + HOOK)  
**VC536-J08-T 36" LEGS** (36" CHAIN + HOOK)

\*NOT FOR RECOVERY OR FOR OVERHEAD LIFTING



**V-CHAIN W/-15" J-HOOK**  
• 5/16" x G70 chain  
WORKING LOAD LIMIT: 4,700 LBS (2,136 KGS)

**VC524-J15 24" LEGS** (24" CHAIN + HOOK)  
**VC530-J15 30" LEGS** (30" CHAIN + HOOK)

\*NOT FOR RECOVERY OR FOR OVERHEAD LIFTING

# TOW CHAIN ASSEMBLIES

## TOW CHAIN ASSEMBLIES CUSTOM LENGTHS AVAILABLE UPON REQUEST

**TOW CHAIN ASSEMBLIES**  
Tow or tiedown any car with these versatile chain assemblies  
• 5/16" x G70 chains  
WORKING LOAD LIMIT: 4,700 LBS

Alternate hardware and custom lengths available upon request



**TC510-J15-GJC**  
**10 FT. TOW CHAIN**  
15" J-HOOK / COMBO J/T HOOK + GRAB HOOK



**TC510-J15-RTJ**  
**10 FT. TOW CHAIN**  
15" J HOOK / CLUSTER HOOK R, T, MINI J-HOOK



**TC510-J15-TG**  
**10 FT. TOW CHAIN**  
15" J HOOK / T + GRAB HOOK



**TC510-J15-GJ4**  
**10 FT. TOW CHAIN**  
15" J HOOK / MINI J-HOOK + GRAB HOOK

## SAFETY CHAINS - G70 CUSTOM LENGTHS AVAILABLE UPON REQUEST

**SAFETY CHAINS** – Transport vehicles safely and conform to MTO regulations  
Safety chains can be used as secondary securement systems or as primary tie downs. MTO requires safety chains for hauling most vehicles and equipment. If your primary tie down fails, your safety chain will be there to take over. Choose from grade 70 through grade 100 chains to match your application and working load requirements.

**70516-10-S1**  
**5/16" X 10 FT. SAFETY CHAIN W/-CLEVIS SLIP HOOK**  
WORKING LOAD LIMIT: 4,700 LBS



**SC510-S1**  
**5/16" X 10' SAFETY CHAIN W/-H.D. LATCH SLIP HOOK**  
WORKING LOAD LIMIT: 4,700 LBS



**SC508-J04/S**  
**5/16" X 8' SAFETY CHAIN W/-H.D LATCH SLIP HOOK AND MINI J-HOOK**  
WORKING LOAD LIMIT: 4,700 LBS

## G70 AXLE CHAIN ASSEMBLY NEW

**XC303-J08GG**  
• 3/8" x G70 chain  
WORKING LOAD LIMIT: 5,250 LBS



**AXLE CHAIN ASSEMBLY WITH 8" J-HOOK AND 2 GRAB HOOKS**  
Chain up forward axles of tractor when performing a rear tow.


Pass the 8" J Hook between the frame rail and the tires and hook it under the axle or a weight bearing suspension bracket. Take one of the grab hooks on the top of the chain and grab the frame rail. Use the second grab hook to shorten the chain in order to take as much slack out of the chain as you can. When you lift the rear of the road tractor the chain will tighten.

Safety & Accessories  
Truck Equipment  
Flatbed Accessories  
Tiedown Straps  
Utility Tiedowns  
Auto Tiedowns  
Interior Van Products  
Slings  
Rigging Hardware  
Hardware  
Webbing  
General Information

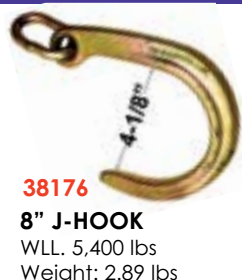


# TIE-DOWN HOOK ASSEMBLIES

## TIE-DOWN HOOK ASSEMBLIES



**38178**  
**15" J-HOOK**  
WLL. 5,400 lbs  
Weight: 3.50 lbs




**38176**  
**8" J-HOOK**  
WLL. 5,400 lbs  
Weight: 2.89 lbs



**38177**  
**8" J-HOOK**  
WLL. 5,400 lbs  
Weight: 2.89 lbs



**38182**  
**4" MINI J-HOOK**  
WLL. 5,400 lbs  
Weight: 1.11 lbs



**38187**  
**T & MINI J-HOOK**  
WLL. 4,700 lbs  
Weight: 1.35 lbs



**38271**  
**CLUSTER RTCG-HOOK**  
WLL. 4,700 lbs  
Weight: 3.10 lbs



**38270**  
**CLUSTER RTJ-HOOK W/-3 LINKS**  
WLL. 4,000 lbs  
Weight: 2.56 lbs



**38170**  
**CLUSTER RTJ-HOOK**  
WLL. 4,700 lbs  
Weight: 2.21 lbs



**38171**  
**CLUSTER RTJG-HOOK**  
WLL. 4,700 lbs  
Weight: 3.10 lbs



**38172**  
**J-HOOK**  
WLL. 3,900 lbs  
Weight: 0.54 lbs



**38195**  
**MINI J-HOOK**  
WLL. 4,700 lbs



**38180**  
**J-HOOK+GRAB HOOK**  
WLL. 4,700 lbs



**38189**  
**DOUBLE GRAB HOOK**  
WLL. 4,700 lbs  
Weight: 1.15 lbs



**38181**  
**T & GRAB HOOK**  
WLL. 4,700 lbs  
Weight: 1.25 lbs



**33357**  
**5/16" GRAB HOOK WITH 2" LINK, G70**  
WLL. 4,700 lbs



**38188**  
**R-HOOK**  
WLL. 4,700 lbs  
Weight: 0.58 lbs



**38183**  
**T-HOOK**  
WLL. 4,700 lbs  
Weight: 0.58 lbs



**38194**  
**COMBO MINI-J/T HOOK**  
WLL. 4,700 ;bs



**38196**  
**COMBO MINI-J/T HOOK WITH LINK**  
WLL. 4,700 lbs



**33358**  
**5/16" EYE HOOK WITH H.D. LATCH**  
WLL. 4,700 lbs



**18357**  
**SWIVEL E FITTING**  
WLL. 1,100 lbs  
Weight: 1.25 lbs



**38184**  
**1-3/4" J-HOOK**  
WLL. 2,000 lbs  
Weight: 0.5 lbs



**38186**  
**2" SWIVEL SPEED-HOOK**  
WLL. 2,000 lbs  
Weight: 0.85 lbs



**38191**  
**2" SWIVEL J-HOOK**  
WLL. 2,000 lbs  
Weight: 0.6 lbs



**38185**  
**2" SWIVEL J-HOOK**  
WLL. 3,335 lbs  
Weight: 0.96 lbs



**33156 - 5/16"**  
**33138 - 3/8"**  
**33112 - 1/2"**  
**WELD-ON GRAB HOOK**  
5/16", 3/8", 1/2"  
Finish: plain steel



**38173**  
**1-3/4" SWIVEL J-HOOK**  
WLL. 2,200 lbs  
Weight: 0.76 lbs



**38174**  
**DOUBLE J-HOOK**  
WLL. 1,666 lbs  
Weight: 0.44 lbs



**38190**  
**PEAR RING WITH 2 GRAB HOOKS**  
WLL. 4,700 lbs



**13515**  
**RUBBER CLEAT**  
3" W x 3" L x 3/4" H  
Weight: 0.36 lbs



**67155**  
**TIRE SKATE**  
15.75"L X 3.5"W X 3.5"H  
Weight: 3.3 lbs